

Engine

Yanmar Diesel 2 cylinders	2TE67L-EV
Rated Output (DIN 6270B)	7.7 kw/10.5 HP/2400 rpm
Displacement	507 cm ³
Max. torque	31.5 N.m/1500 rpm

Hydraulic circuit

System capacity	10.7 l
Max. pressure	190 bar
2 gear pumps	2 x 9.8 l/min

Performances

Travelling speed	2.0 km/h	Grade ability	30°
Swing speed	9 rpm	Shoe width	180 mm
Digging force (arm/bucket)	650/1100 kgf	Ground clearance	130/230 mm
Boom swing (L/R)	45°/90°	Blade (width x height)	680/840 x 180 mm
Ground pressure	0.29 kg/cm ²		



Miscellaneous

Fuel tank	10 l
Cooling system	2 l
Transport dimensions (L x w x h)	2600 x 840 x 1550 mm
Noise level LwA (2000/14/EC & 2005/88/EC)	90 dBA



Optional equipment

- Special paint
- Starcarc buckets
- Ditch cleaning buckets
- Swivelling buckets



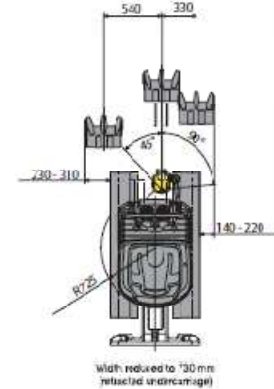
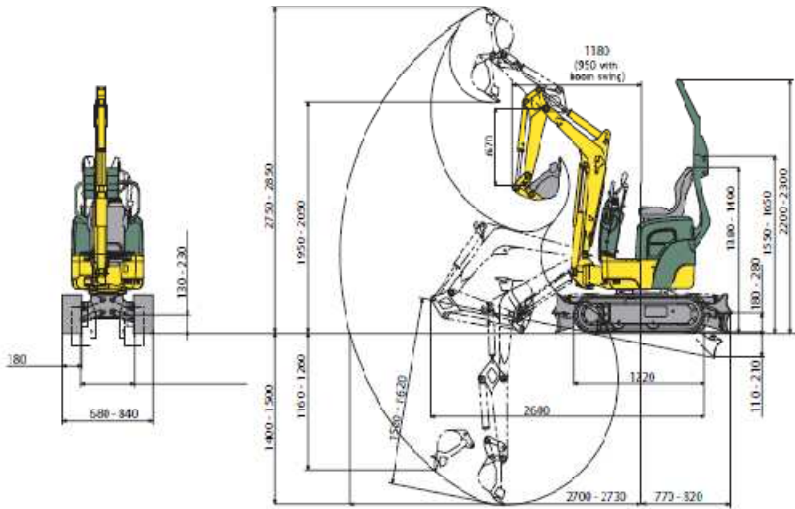
WINNER PLANT

SUSSEX: 01903 230700

SURREY: 01483 456789

EMAIL: SALES@WINNERPLANT.CO.UK

Operating weight +2% :
1065 kg

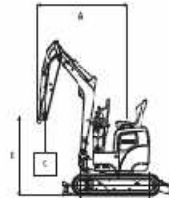


Subject to any technical modifications.
Dimensions given in mm with standard Yanmar bucket.

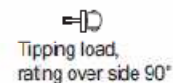
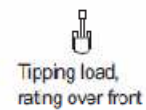
Blade on ground												
A	Maxi			2.0 m			1.5 m			Mini		
B	N	W		N	W		N	W		N	W	
2.0	100	140	*230	-	-	-	-	-	-	-	-	-
1.5	70	90	*230	80	110	*230	130	130	*250	-	-	-
1.0	60	80	*240	80	120	*280	130	170	*390	170	240	*550
0.5	60	80	*260	80	110	*320	120	170	*490	180	200	*650
0	70	90	*270	80	120	*340	130	170	*520	180	220	*670
-0.5	80	110	*280	90	120	*300	120	170	*460	240	300	*790
-1.0	140	200	*240	-	-	-	-	-	-	-	-	-

Machine with rubber crawlers, bucket of 16.5 kg (350 mm).

- A: Overhang from rotational axis (m).
- B: Height of hooking point (m).
- C: Safe working load (kg).
- N: Retracted undercarriage.
- W: Extended undercarriage.



Blade above ground												
A	Maxi			2.0 m			1.5 m			Mini		
B	N	W		N	W		N	W		N	W	
2.0	90	140	170	-	-	-	-	-	-	-	-	-
1.5	70	100	130	80	120	160	130	130	*250	-	-	-
1.0	50	60	110	80	120	140	120	130	230	170	260	320
0.5	50	60	110	70	110	110	120	130	230	150	220	230
0	60	90	120	70	120	150	110	170	220	140	220	230
-0.5	70	110	150	70	110	150	110	170	240	190	310	430
-1.0	120	190	*240	-	-	-	-	-	-	-	-	-



The data contained in these tables represent the lifting capacity in accordance with ISO standard 10567. They correspond to 75% of the maximum static tipping load or 87% of the hydraulic lifting power. Data marked * are the hydraulic limits of the lifting power.